

4th GRADES


UNIT 1: Classroom Rules



Eğitim Bahçesi English Worksheet

Name: _____
Surname: _____

Class: _____
No: _____



Aşağıda verilen nesnelerin altına verilen kelimeler içinden isimlerini bulup yazalım.

Pencil

Desk

Ruler

Book

Dictionary

Map

Door

Pencil Case

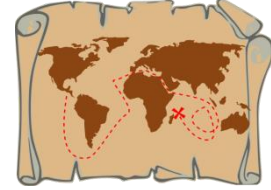
Notebook




.....



.....



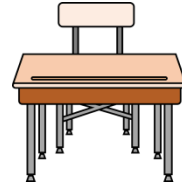
.....



.....



.....




.....




.....




.....



.....

Eğitim Bahçesi
English
Worksheet

Aşağıdaki diyalogların yanında verilen cümlelerden uygun olanlarını seçip konuşma baloncuğuna yazılması gereken cümleyi işaretleyelim.



- a) What is your name?
- b) Give me the pencil, please.
- c) Open the door, please.
- d) Sit down.



- a) Open the window, please.
- b) Open the door, please.
- c) Give me the pencil, please.
- d) Nice to meet you.



- a) Open the door, please.
- b) Listen to me.
- c) Come in, please.
- d) Open the window, please.

4th GRADES



UNIT 1: Classroom Rules




Eğitim Bahçesi English Worksheet

Name: _____
Surname: _____

Class: _____
No: _____



- a) Stand up, please.
- b) Sit down, please.
- c) Give me the ruler, please.
- d) Open the window, please.



- a) Stand up, please.
- b) Give me the pencil, please.
- c) What is your name?
- d) How are you?



- a) Be quiet, please.
- b) Give me the map, please.
- c) How old are you?
- d) Open the door, please.



Eğitim Bahçesi English Worksheet



Aşağıda karışık şekilde verilmiş kelimeleri düzenleyelim ve kurallı cümleler oluşturalım.

1. door / the / please/ Close / .

.....

2. please / give / the / me / pencil / .

.....

3. I / clean / May / the / board / ?

.....

4. May / go / to / I / toilet / ?

.....

5. on / Turn / lights / please / the / .

.....

6. Can / take / the / I / eraser / ?

.....

7. be / Don't / late / .

.....

8. me / Repeat / after / .

.....

9. quiet / please / Be / .

.....



4th GRADES

UNIT 1: Classroom Rules



Eğitim Bahçesi English Worksheet


Name: _____
Surname: _____

Class: _____
No: _____



Aşağıdaki cümleleri yanında verilen görsellere göre uygun kelimelerle tamamlayalım.

Give me the, please.



Close the, please.




Can I go to?



Be



Open the, please.



Clean the, please.






Eğitim Bahçesi English Worksheet

Name: _____
Surname: _____

Class: _____
No: _____



Aşağıdaki boşlukları verilen kelimeler ile uygun şekilde dolduralım.

**open – clean – come – down – take – eat – after
computer – be – right now – May – Give – turn**

- **May I in?**
- **Can you the window?**
- **May I your pencil?**
- **May I use the?**
- **May I the board?**
- **..... I go to the toilet?**
- **May I a hamburger?**
- **Repeat me.**
- **Sit please.**
- **Don't late.**
- **..... me the ruler, please.**
- **Can you on the lights?**
- **Sorry, not**



4th GRADES


UNIT 1: Classroom Rules



Eğitim Bahçesi English Worksheet

Name: _____
Surname: _____

Class: _____
No: _____



Aşağıda verilen kelimeleri bulmacada bulup boyayalım.

RULER		ERASER
TEACHER		WINDOW
STUDENT		DOOR
CLASSROOM		DESK
MAP		SCISSORS
PENCIL		DICTIONARY

R	U	L	E	R	S	X	C	W	P	T
S	E	Y	J	E	E	J	D	I	E	E
T	Y	D	B	Y	J	D	F	N	N	A
U	T	N	D	O	O	R	V	D	C	C
D	Y	T	E	G	Y	J	G	O	I	H
E	R	A	S	E	R	T	R	W	L	E
N	J	N	K	H	E	R	G	R	I	R
T	E	Y	E	D	Y	G	H	R	G	F
D	I	C	T	I	O	N	A	R	Y	M
Y	S	C	I	S	S	O	R	S	G	A
C	L	A	S	S	R	O	O	M	K	P

4th GRADES


UNIT 1: Classroom Rules



Eğitim Bahçesi English Worksheet

Name: _____
Surname: _____

Class: _____
No: _____



UNIT 1: CLASSROOM RULES WORDS

Board: Tahta / Yazı tahtası

Calculator: Hesap makinesi

Close: Kapatmak

Crayon: Pastel boya

Desk: Sıra

Dictionary: Sözlük

Draw: Çizmek

Eat: Yemek

Eraser: Silgi

Glue: Yapıştırıcı

Light: Işık

Listen: Dinlemek

Map: Harita

Open: Açmak

Paper: Kağıt

Quiet: Sessiz

Rule: Kural

Ruler: Cetvel

Scissors: Makas

Sharpener: Kalem tıraş

Sit down: Otur

Stand up: Ayağa kalk

Talk: Konuşmak

Turn off: Kapatmak (ışık)

Turn on: Açmak (ışık)

May I ? : miyim?
(rica soru kalıbı)

Can I ? :miyim?
(yeterlilik soru kalıbı)